



~ ~ ~ *The Mooring Buoy* ~ ~ ~

Volume 2, No 4, April 2012

From the Commodore

Welcome summer! I know most of us are working on our boats, getting them ready for the season.

We now have 53 people in the club, ready to boat and party. Thirteen of those joined in the last few months. If you know of people interested in associating with us boaters, please let them know about the club. While we are not about a large membership number we want to seek out those that want to socialize and enjoy the water as we do. Our web site has a good deal of information about the club so you can refer potential members there or invite them to an event.

I want to welcome several new members who joined or re-joined this March. Mike and Vicky Enos were founding members of WYA and have re-joined after a few years doing other things. I'm sure we'll see lots of them and their boat Patriot in the future. Ralph Mason and Kris Butera have also rejoined and we are looking forward to visiting them on their boat Party Time. Ralph was the first Commodore of the Club and one of its founding members. Next we have Bill Bowman, another former member who rejoined. A long time resident of Richmond, he makes Colonial Beach his home several days a week aboard his boat Cherish. Tom and Kathy Carroll, who live in Chantilly and Colonial Beach, heard about our club from members Gary and Pat Ralston and are now members. Welcome aboard to all of you! We'll get acquainted or re-acquainted over the summer.

Parade of "Sail Up the Chesapeake" - A new event was added to OpSail 2012 Virginia. In June, the fleet of tall ships will depart Norfolk and proceed toward Baltimore, passing Smith Point at the mouth of the Potomac around sunset (about 9PM) on Tuesday, June 12. It's not a great time of the day they are passing the Potomac but some may want gather to see those old sailing ships in passage. Anyone interested in meeting up, let Carey know. For more information, visit <http://www.opsail2012virginia.com/tall-ships-navy-ships/parade-of-sail>.

2012 Bridge

Commodore – Phil Bolin
Vice Commodore – Chris Smith
Rear Commodore – Carey Bolin
Secretary – Nancy Vineyard
Treasurer – George Cajigal
Immediate Past Commodore – Diane Burton

Contact WYA

Mail: PO Box 325
Colonial Beach, VA 22443
Web site: www.wya-va.com
Email: commodore@wya-va.com
Email all members: wyamembers@wya-va.com





Past Events

St. Paddy's Day Party. If you missed the party at Harry and Lori's home on March 17, you really missed a party. Harry let the ladies decorate his party room which is filled with memorabilia from his days as a New York City Fire Fighter. Over 30 members and guests had a great time. See more pictures at our web site.



Carey, Lori, Mary Jane, and Macrissa fixed a feast fit for the Irish. We ate, drank, and made merry.

A Preview of Upcoming Events

April 7, Fireworks for Cherry Blossom – We will forgo this Washington, DC event as the cherry blossoms may be gone by April 7. Heck, they probably are gone now! And, our Fleet is not ready to disembark quite yet.

April 14, Wine Tasting, Ingleside Winery – We're going to a Barrel Tasting at Ingleside Winery for the afternoon! M J Smith is Float Captain for the excursion and has provided details on how to sign up. The fee will be paid at the door (\$20/person). Details are at our web site: www.wya-va.com. We have 8 couples signed up so far.

May 5, Flag Raising at The Lighthouse, Colonial Beach – We're combining Flag Raising with a Cinco de Mayo party at the water's edge at The Lighthouse. Our new WYA members, Bob and Norma Blount, have graciously invited us to use their establishment's premises for the event.

The Bridge decided to make this a General Membership Meeting as well. If anyone has a topic to be discussed, let me know.

Here is a rough agenda for the day:

Saturday, May 5, 2012

11:30 – Begin flag raising ceremony
Raise US and Yacht Club flag



~ ~ ~ *The Mooring Buoy* ~ ~ ~

Volume 2, No 4, April 2012

- Commodore's Comments
- Recognize past Commodores of the Club
- Guest Speaker
- Blessing of the WYA Fleet
- 12:00 – Open General Membership Meeting
 - Update on Club by Commodore
 - Vote on adjustment to Quartermaster's Inventory
 - New business
 - Adjourn Meeting
- 12:15– Begin Cinco De Mayo party, to include food, drinks, music, and camaraderie
- ???? -- End of Party

We will celebrate the Mexican holiday with South of the Border food, music, and, of course, those luscious Mexican libations. The cannon will fire, signaling us to precede forward, in accordance with the WYA motto – “Party Like You Mean It!” If you come by sea...actually, by Monroe Bay..., remember that the water is a bit slim near The Lighthouse Marina at low tide. Daytime high tide Friday (4th) is 1:40 pm with Saturday (5th) and Sunday (6th) highs following 1 hour later each day. Carey will be in touch with members regarding the event menu.

Call 804-224-7570 or 703-606-6299 and talk to Ed Blount to reserve a slip if you are bringing your boat.

May 25-28, Memorial Day Weekend at Tall Timbers Marina – Mark your calendar to join Rick and his crew at the Marina's annual party weekend, featuring cookout & breakfast buffets, live music and the boat burning! Gary Vineyard and Ruth Lovelace are Float Captains and they will put out information about signing up shortly. It has always been a great time.

Upcoming PRYCA Events

The Cobb Island Summer Kick Off. Let the summer parties begin! The 2012 Summer Kick Off theme will be Mardi Gras and the planning is well under way. This year's Scavenger Hunt necklace is loaded with Mardi Gras colors and themes. Attendees will learn about local waterfowl, boating safety, and Cobb Island in the 1940's. Participants in the Scavenger Hunt will have an opportunity to find more handmade limited edition beads than ever before. Early registration is complete but there is still room. Registration forms for the 2012 CIYC SKO are available at the Cobb Island YC web site: www.cobbislandyachtclub.com, and our own: www.wya-va.com. Fill out the appropriate form and send it in. Also email Peggy Saylor (psaylor@ymail.com) that you will attend. We look forward to seeing all of our boating friends festooned with Mardi Gras paraphernalia. Note there is also a registration for those driving to Cobb Island.



~ ~ ~ *The Mooring Buoy* ~ ~ ~

Volume 2, No 4, April 2012

The PRYCA Float-In. The Float-In requires early sign up to ensure a slip. The first deadline has passed, but room is still available. I'm turning in the first list of attendees for the Float-In this Monday at the Commodores night for PRYCA. As of today we have the following attendees: Phil and Carey Bolin on Apolonia, Gary and Nancy Vineyard on Summer "C," Mike and Vicky Enos on Patriot, and Ruth Lovelace and Jean Yeagley on Rutean Pleasure. We'd love more participants. If you want to go, email Phil Bolin (philbolin@mvapolonia.com) and visit the web site to get directions to send your registration in to PRYCA. If you do, please make sure you tell them you're with WYA so they put you with the other registered WYA members. It's being held again this year at Coles Point Plantation Marina and the theme is "Neptune." It's the year's best event! Don't miss it.

Member Updates

There were no membership profiles submitted this month. As we have new members coming in...or rejoining...we need to get everyone acquainted. Just jot down an introduction to yourselves and send them to me to be included in the future newsletters.

We wish Ruth Lovelace a quick recovery from her ankle surgery and Doris Gentry-Buswell for a second back surgery. And please keep Gary and Nancy Vineyard in your prayers for the passing of Nancy's father last Sunday.

Trivia

Can you name when the pictures on the next page were taken? Get all three correct in an email to me and I'll send you \$5 in the mail. If there is more than one correct answer, the first one to arrive gets the five bucks. You must state the name of the event as well as the location. (Hint == pictures are on our web site!) Carey is still ineligible.



Picture 1

Picture 2

Picture 3

Sign Off

And, just before we pass on some boating info, I ask again for all to send in a picture of themselves and their boat or favorite mode of transportation to be posted on the FLEET PAGE.



There are three ways we're trying to get everyone acquainted. First, of course, are the events. Second are pictures of our members on the FLEET PAGE, and third are the monthly "bios" of members. Contribute please ... come to events, send me pictures of yourselves, and send in that short bio. THANKS!

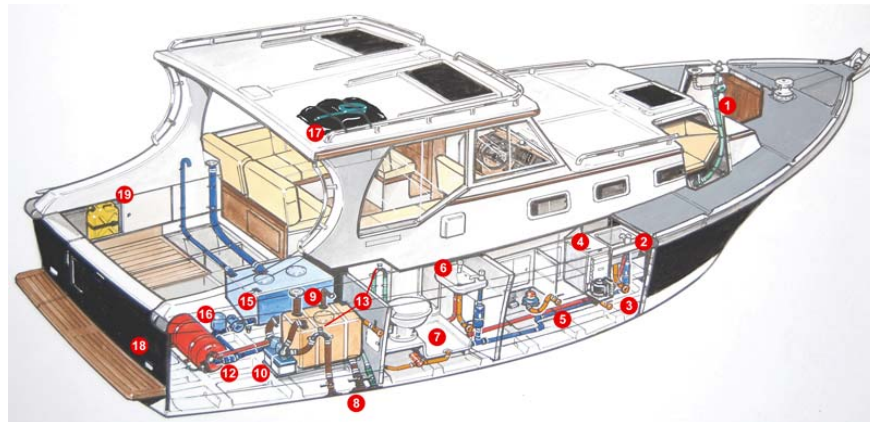
Pictures and bios can be sent to philbolin@mvapolonia.com or commodore@wya-va.com.

Boat Facts

The Care And Feeding Of Your Boat's Water Systems

By Tom Neale

Boating is all about water, inside and outside your boat. So, let's take a close look at the maintenance tasks you'll need to carry out in order to stay on top of all your water systems, with loads of tried-and-true tips to keep everything clean and functioning well.



Click to enlarge.

SEAWATER WASHING (1)

Seawater systems such as anchor washdown and dishwashing with a seawater foot pump (if you're in clean water and rinse well with fresh potable water) can conserve water. Bathing in saltwater frequently causes skin problems in many people if done often. A freshwater rinse helps.

Drinking WATER PURITY (2, 6)

When in question, can be improved by addition of a small amount of bleach. The Washington State Department of Health recommends approximately 1 teaspoon of household bleach with no perfumes, dyes, or other additives per 10 gallons of water (www.doh.wa.gov/phepr/handbook/purify.htm). (See also the Centers For Disease Control site (www.cdc.gov/healthywater/emergency/safe_water/personal.html#make_safe). (6 teaspoons per ounce). If possible, agitate the water after the addition of bleach and then let it sit for an hour. Chlorine odor will dissipate after a day. Bleach may initially make the water to which it's added unclear because it's killed the "bugs." The water clears as these settle to the bottom. They ultimately should be flushed out. It's preferable and safer to add product manufactured for the purpose; camping stores are good sources. If you have questionable water purity and no way to remedy it, boil water before drinking. Drinking-water filters such as GE's FXUVC under-the-sink cartridge remove many impurities and greatly improve taste. A water system UV light, such as those used in some reverse-osmosis systems, can kill viruses.

AIR CONDITIONING & REFRIGERATION (3)

Condensation drain trays should be occasionally inspected to clear any blockage in drain hoses, which should preferably drain overboard rather than into the bilge. If trays don't drain fully, they'll develop a musty odor that will be circulated by the air handler.

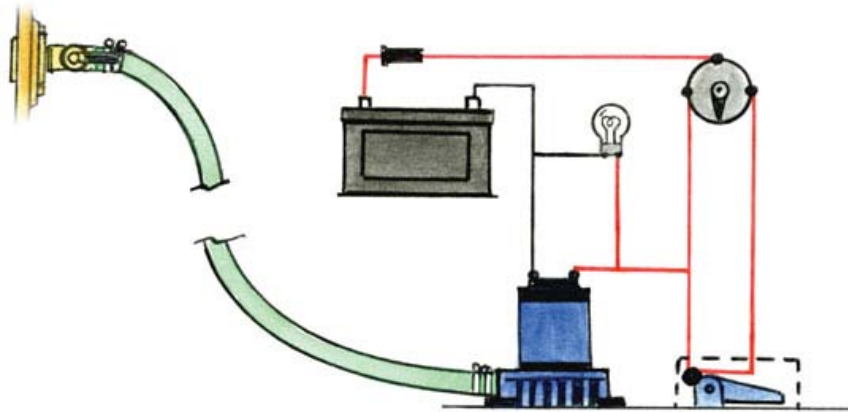
ICEMAKERS (4)



should be left open and off when not being used for a few days or longer to avoid odor and mold. Often the incoming water line is behind the unit in an area warmed by the unit, which facilitates stagnation and odor, particularly in the filter that may be in that area. When in use, the ice bin should be dumped at least every few days to keep water flowing. Good ventilation helps.

BILGE WATER (5)

Oil-absorbent pads in bilges under the engine and whenever there's oil-spill potential are critical. They must not interfere with the operation of a bilge-pump float switch. Always clean loose fuel and oils out of the bilge with an oilabsorbent pad, and discard appropriately. Proper bilge-pump installation is critical and will vary with different boats. The hose interior should be smooth, the water column in the hose should be no more than needed, and great care must be taken to avoid backflooding from the sea. Visual and audible alarms are crucial.



A basic bilge pump schematic.

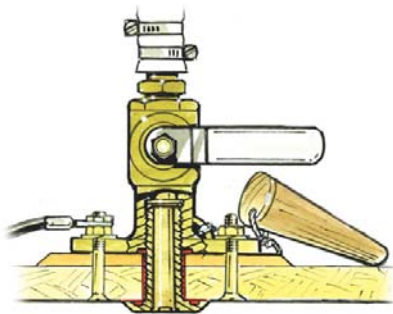
SUMPS (7)

such as those used for showers should be cleaned and flushed through regularly, even if the shower isn't often used.

THRU-HULLS (8)

should be checked for obstruction every time you haul the boat and/or dive the bottom. Inspect them with a strong light while hauled, such as Streamlight's Junior LED. While in the water, you may need to carefully (so as to not damage hose and valve) work an old table knife or similar tool around inside the hole to clear it of barnacles and other obstructions. A carrot scraper makes a good tool for small holes. If the hole is covered by an external filter, this should be removed, when hauled, for painting inside, inspection, and cleaning.

WATER PASSAGES (8, 6)



Seacock with emergency plug.

from thru-hull openings. Sinks, heads, engines, air conditioners, refrigeration, bilge pumps, and other components utilize thru-hull openings and hoses. Regularly inspect and operate all thru-hull valves. Some valves periodically require disassembly and greasing or cleaning while the boat is hauled. You may need to close one quickly when a breach occurs in a water passage inside the boat. Regularly inspect all hoses and connections. Old or suspect hoses will deteriorate over time, and should be replaced. Eventually wire inserts will rust and harm inner and/or outer hose walls.



Westmorland Yachting Association Newsletter

~ ~ ~ ***The Mooring Buoy*** ~ ~ ~

Volume 2, No 4, April 2012

Preferred hose clamps are AWAB brand or similar. Double the clamps and regularly inspect. Cheap hose clamps tend to rust and break. Use hose appropriate for the job, such as marine-sanitation hoses for heads. ABYC standards should be followed in these and all other aspects.

HOLDING TANK (9, 10, 11)

Some chemicals added to holding tanks can harm the environment if spilled, either from the boat or from pumpout-disposal systems and system failures. Various companies market what they claim to be environmentally friendly holding-tank additives with varying degrees of effectiveness. Thetford offers a "green" holding-tank deodorant and Raritan offers its non-chemical KO and says it's safe for the environment. Some boaters install a Raritan Electro Scan MSD (see page 78) plumbed to treat and discharge overboard where it's legal, and treat and discharge into the holding tank at other times.

HEAD WATER (10)

Regular addition of products such as Starbrite's Instant Fresh Toilet Treatment and Raritan CP help keep head water odorless and improve operation of the head. Petroleum-based products can harm valves, seals, and gaskets. Check manufacturer's recommendations. Regularly pouring white vinegar into the head and flushing will help diminish calcium buildup on inside walls of head plumbing. Raritan's CH is stated to be environmentally harmless and is specially formulated to remove heavy calcium buildup as well as prevent buildup if used regularly. Head discharge hoses should be specified for MSD use. Other types of hoses are usually more likely to develop calcium buildup, deposits, blockages, and odor permeation. Plumbing the head to flush with fresh water can reduce odor.